



BLANK INTAKE TAGS – place two tags on EACH piece you enter. (They DO NOT need to be printed in color.)

PLACE ON FRONT RIGHT SIDE OF PIECE

Intake Number Gallery Use Only

NAME: _____



PHONE: _____

TITLE: _____

MEDIUM: _____

VALUE/PRICE: _____ NOT FOR SALE

PLACE ON BACK SIDE OF PIECE

Intake Number Gallery Use Only

NAME: _____


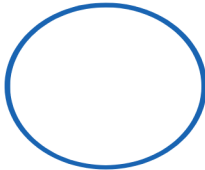
PHONE: _____

TITLE: _____

MEDIUM: _____

VALUE/PRICE: _____ NOT FOR SALE

PLACE ON FRONT RIGHT SIDE OF PIECE

Intake Number Gallery Use Only

NAME: _____



PHONE: _____

TITLE: _____

MEDIUM: _____

VALUE/PRICE: _____ NOT FOR SALE

PLACE ON BACK SIDE OF PIECE

Intake Number Gallery Use Only

NAME: _____

PHONE: _____

TITLE: _____

MEDIUM: _____

VALUE/PRICE: _____ NOT FOR SALE